



The LS line



# ULTIMATE LUXURY

To have everything you need just when you need it – there is no greater luxury than this. Power, relaxation, comfort, convenience – effortlessly summoned and seamlessly delivered. Standing at the pinnacle of the Lexus family of cars the LS is one of the world's most advanced luxury sedans.

Like a good story the LS models don't reveal themselves all at once. Sleek and elegant with a powerful assured stance, their aura intrigues and invites a closer look. Simple and bold at first glance, fascinating details are soon revealed. Sudden contrasts, exciting changes of pace. Your eye is drawn to follow the pleasing interplay of its lines and surfaces. And you will find yourself wanting to move around the car, to understand its form from different angles, to admire how every element relates to the next.

Everything you touch communicates an unambiguous message of quality – from the wood and leather steering wheel to the exquisite front console. After a few moments in the cabin, you will appreciate how the cabin surrounds you in a comforting embrace. You will notice the gleaming beauty of the cabin's wood inlays, which have been carefully lacquered and polished by hand.



# LS460 SPECIFICATIONS

## FACTS & FIGURES:

Overall length:	5030mm
Overall width:	1875mm
Overall height:	1475mm
Wheelbase:	2970mm
Coefficient of drag:	0.26
Seating capacity:	5
Interior length:	2150mm
Interior width:	1600mm
Interior height:	1165mm
Luggage capacity:	510 litres
Gross vehicle weight:	2495kg
Kerb weight :	1945-2055kg
Towing capacity:	not recommended for towing

## MECHANICAL FEATURES:

4.6 litre quad cam 32 valve V8 petrol engine with dual VVT-i (VVT-iE for intake) develops 280kW of power @ 6400rpm and 493Nm of torque @ 4100rpm.

95 octane is recommended. Tank capacity is 84 litres.

8-speed Electronically Controlled automatic Transmission (ECT) with lock-up torque converter, Artificial Intelligence (AI), Driving Response and Acceleration Management System (DRAMS), neutral mode and sequential manual mode.

Multi-link Adaptive Variable Air Suspension (AVAS).

Electronic power steering (EPS) with Variable Gear Ratio Steering (VGRS).

Power-assisted ventilated front and rear disc brakes.

Anti-lock Braking System (ABS).

Electronic Brake-force Distribution (EBD) and Brake Assist (BA).

Electro-mechanical parking brake with brake hold system.

Vehicle Stability Control (VSC), Hill-start Assist Control (HAC) and Traction Control (TRC).

Vehicle Dynamic Integrated Management (VDIM).

8.0J x 19" alloy wheels fitted with 245/45 R19 steel belted radial ply tyres. Full size spare tyre.

# LS460 FEATURES

## FEATURES:

---

High intensity discharge (HID) Bi-Xenon halogen headlights with auto levelling and Adaptive Front-lighting System (AFS); headlight cleaners; headlight control system with auto on and off; LED high stop light; front fog/driving lights; rear fog lights; exterior courtesy lights.

---

Tinted laminated windscreen; washer linked rain-sensing windscreen wipers; water-resistant laminated acoustic side window glass with green tint.

---

Smart Key System with ultra thin electronic card key; remote central door locking with answer back and panic functions; remote boot release with cancel function; engine immobiliser; alarm system with intrusion and inclination sensors.

---

Door closer system with automatic open and close boot and automatic closing side doors.

---

Driver and front passenger, front and rear side, front and rear full length curtain shield and front knee airbags.

---

2x3-point ELR front seat belts with pre-tensioners and force limiters; front seat belt buckle illumination; power adjustable front seat belt anchors with driver's memory function; 3x3-point ALR/ELR rear seat belts with outer pre-tensioners and force limiters.

---

Dynamic Radar Cruise Control; Pre Crash Safety system with milli-wave sensor and pre-crash seatbelts.

---

Leather seats, door trim and headrests; wood centre console, instrument panel, gear lever and door inserts.

---

Driver and front passenger power slide, recline, front and rear cushion height, driver's seat base cushion extension, 4-way driver seat lumbar adjustment (2-way for passenger) with 3 driver memory settings; climate control functions. Power slide and recline 40/20/40 split rear seats with memory, return function and climate control.

---

8" Electronic Multi-Vision display (EMV) with DVD navigation system, trip information, Bluetooth hands free capability, reversing monitor, climate control air conditioning and audio functions.

---

DVD based Satellite Navigation system with visual and voice guidance.

---

Optitron instrument panel with Thin Film Transistor multi-information display; outside temperature display.

---

Climate control air conditioning with four zone temperature and individual controls; pollen filter; rear passenger air conditioning vents.

---

4-spoke leather and wood steering wheel with audio, Bluetooth, multi-information, park brake hold and cruise control functions and heater; power tilt and telescopic steering with memory; dynamic Radar Cruise Control.

---

Mark Levinson AM/FM radio cassette with 6 disc in-dash MP3/WMA DVD changer, 19 speakers and security system; radio antenna in rear glass; Bluetooth hands-free phone capability; rear audio and EMV colour touch screen controls.

---

Automatic glare-resistant electrochromic interior rear view mirror; power adjustable electrochromic exterior rear view mirrors with heater, auto reverse tilt down and memory.

---

Park assist system with 6 front and 4 rear sensors; reversing camera with guide.

---

Power glass sunroof with one-touch open/close. Tilt up/down and anti-jam safety functions.

---

First aid kit; valet kit; warning triangles.

---

# LS600hL SPECIFICATIONS

## FACTS & FIGURES:

Overall length:	5150mm
Overall width:	1875mm
Overall height:	1490mm
Wheelbase:	3090mm
Coefficient of drag:	0.27
Seating capacity:	5
Interior length:	2245mm
Interior width:	1600mm
Interior height:	1165mm
Luggage capacity:	330 litres
Gross vehicle weight:	2750kg
Kerb weight :	2320-2375kg
Towing capacity:	not recommended for towing

## MECHANICAL FEATURES:

5.0 litre quad cam 32 valve V8 petrol engine with dual VVT-i (VVT-iE for intake) develops 290kW of power @ 6400rpm and 520Nm of torque @ 4000rpm.

Motor Generator 1 - Permanent Magnet Synchronous A/C Motor functions as Generator and Engine Starter. Maximum System Voltage is DC 650 V. Water-cooled.

Motor Generator 2 - Permanent Magnet Motor functions as Generator and Drives Rear Wheels. Maximum System Voltage DC 650 V. Maximum Power 165kW. Maximum Torque 300 Nm.

Total System Output (Petrol Engine & Electric Motor) Maximum Power 327kW.

95 octane is recommended. Tank capacity is 84 litres.

Electronic Continuously Variable Transmission (ECVT) with 8-step sequential shiftmatic system and mode select function. Mechanical all-wheel drive with Torsen® Limited Slip centre Differential.

Multi-link Adaptive Variable Air Suspension (AVAS).

Electronic power steering (EPS) with Variable Gear Ratio Steering (VGRS).

Power-assisted ventilated front and rear disc brakes.

Anti-lock Braking System (ABS).

Electronic Brake-force Distribution (EBD) and Brake Assist (BA).

Electro-mechanical parking brake with brake hold system.

Vehicle Stability Control (VSC), Hill Start-assist Control (HAC) and Traction Control (TRC).

Vehicle Dynamic Integrated Management (VDIM).

8.0J x 19" alloy wheels fitted with 245/45 R19 steel belted radial ply tyres.  
Full size spare tyre.

# LS600hL FEATURES

## FEATURES:

---

LED headlights with auto levelling and Adaptive Front-lighting System (AFS); headlight cleaners; headlight control system with auto on and off; LED high stop light; front fog/driving lights; rear fog lights; exterior courtesy lights.

---

Tinted laminated windscreen; washer linked rain-sensing windscreen wipers; water-resistant laminated acoustic side window glass with green tint.

---

Smart Key System with ultra thin electronic card key; remote central door locking with answer back and panic functions; remote boot release with cancel function; engine immobiliser; alarm system with intrusion and inclination sensors.

---

Door closer system with automatic open and close boot and automatic closing side doors.

---

Driver and front passenger, front and rear side, front and rear full length curtain shield and front knee airbags.

---

2x3-point ELR front seat belts with pre-tensioners and force limiters; front seat belt buckle illumination; power adjustable front seat belt anchors with driver's memory function; 3x3-point ALR/ELR rear seat belts with outer pre-tensioners and force limiters.

---

Dynamic Radar Cruise Control; Pre Crash Safety system with milli-wave sensor and pre-crash seatbelts.

---

Leather seats, instrument panel, door trim and headrests; wood centre console, instrument panel, gear lever, assist grips and door inserts.

---

Driver and front passenger power slide, recline, front and rear cushion height, driver's seat base cushion extension, 4-way driver seat lumbar adjustment (2-way for passenger) with 3 driver memory settings; climate control functions. Power slide and recline 40/20/40 split rear seats with memory, return function and climate control.

---

8" Electronic Multi-Vision display (EMV) with DVD navigation system, Hybrid system information (fuel consumption and energy monitor screens), trip information, Bluetooth handsfree capability, reversing monitor, climate control air conditioning and audio functions.

---

DVD based Satellite Navigation system with visual and voice guidance.

---

Optitron instrument panel with Thin Film Transistor multi-information display; outside temperature display.

---

Climate control air conditioning with four zone temperature and individual controls; pollen filter; rear passenger air conditioning vents.

---

4-spoke leather and wood steering wheel with audio, Bluetooth, multi-information, park brake hold and cruise control functions and heater; power tilt and telescopic steering with memory; dynamic radar cruise control.

---

Mark Levinson AM/FM radio cassette with 6 disc in-dash MP3/WMA DVD changer, 19 speakers and security system; radio antenna in rear glass; rear audio and EMV colour screen controls.

---

Automatic glare-resistant electrochromic interior rear view mirror; power adjustable electrochromic exterior rear view mirrors with heater, auto reverse tilt down and memory.

---

Park assist system with 6 front and 4 rear sensors; reversing camera and Intelligent Parking Assist (IPA).

---


Power glass sunroof with one-touch open/close. Tilt up/down and anti-jam safety functions.

---

First aid kit; valet kit; warning triangles.


---

# EXTERIOR COLOURS




077 White Pearl Crystal Shine

---




1G5 Starfire Pearl Mica

---



1F2 Platinum

---



4T1 Metallic Beige Metallic

---




6V0 Jade Metallic

---



4T5 Sable Mica Metallic

---



1G0 Graphite Mica

---




3R7 Crimson Mica Crystal Shine

---



8U0 Sapphire Mica Crystal Shine

---



212 Onyx

---



214 Elysium Black Mica - LS600hL only

---

# INTERIOR COLOURS




01 Vintage White with Dark Brown Ash Burl

---




00 Ivory with Medium Brown Walnut

---



10 Shadow Grey with Grey Birdseye Maple

---



20 Raven with Medium Brown Walnut

---